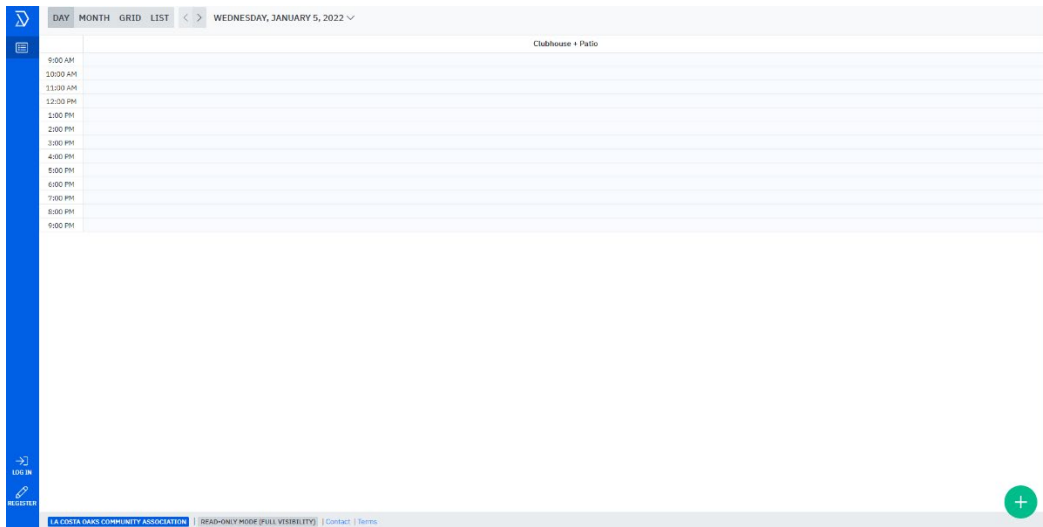


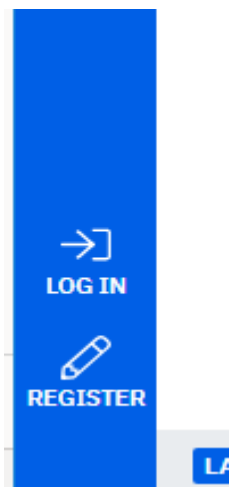
How to Register/Create an account

Notice: You must be registered to book an event

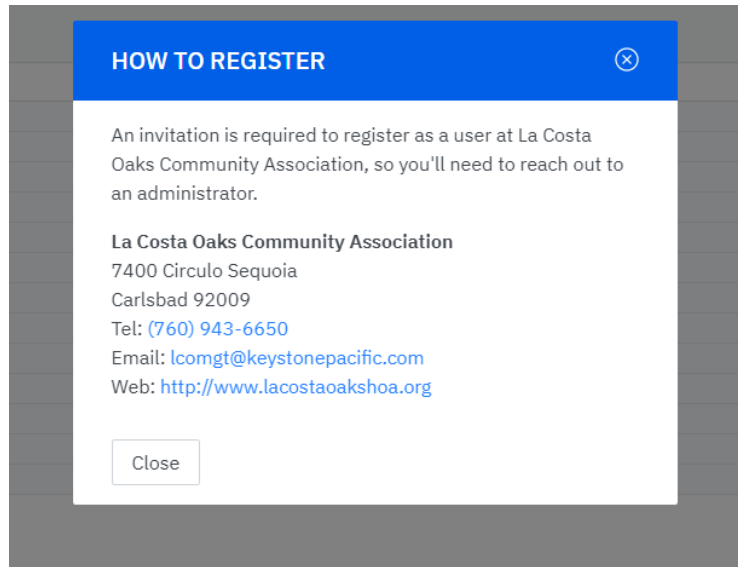
Step 1: The homepage will look like this and if you click on “Month” on the top left you can check availability without having to create an account. But to book an event you will need to have an account.



Step 2: On the bottom left corner of the page you will find two options. Click on “Register” with the pencil icon above it.



Step 3: After clicking “Register” this will pop up on the screen. You will need an invitation from us to start the registration process. The easiest way to contact us is via email: LCOMGT@KeystonePacific.com. In your email, please provide your first and last name, cell phone number and home address.



Step 4: Once you receive an email invitation then you can proceed with creating an account.